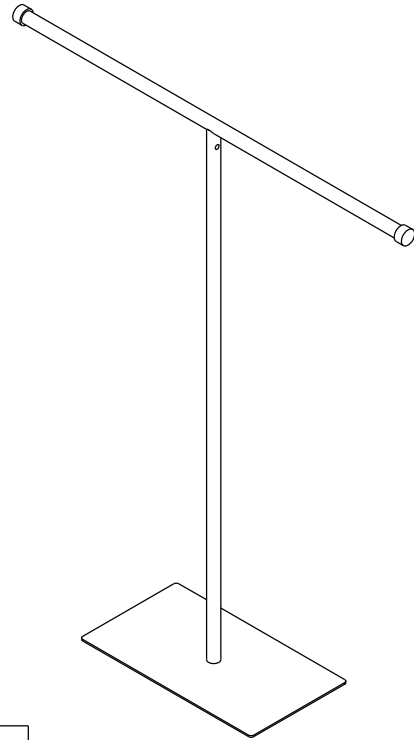
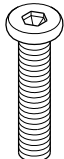




T-Shape Towel Rack Installation

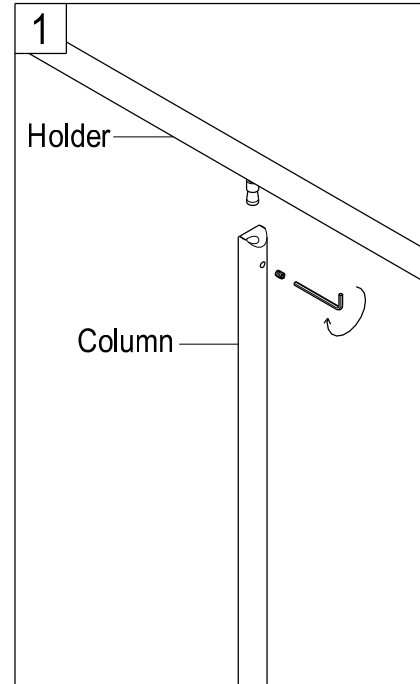


Parts:

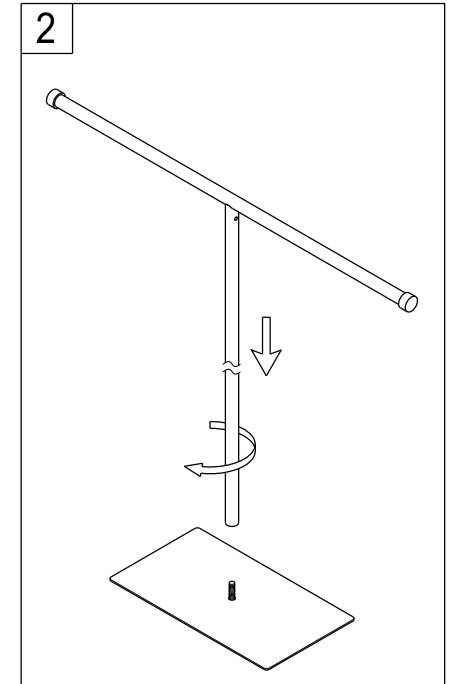
Bolt	Set Screw	Gasket
		
1 Pc	1 Pc	4 Pcs

www.kingstonbrass.com
TOLL-FREE CUSTOMER SERVICE: 1-877-2-KBRASS
TECHNICAL SUPPORT E-mail: service@kingstonbrass.com
12775 Reservoir Street, Chino, CA91710

TOOLS REQUIRED



1. Install towel bar into the column, attach it securely by tightening the set screw with an allen wrench.



2. Place the base assembly on a level spot on the ground. Thread the free end onto the base assembly tightly in a clockwise direction.

Cleaning

Clean with a damp cloth only.
Avoid using metal or abrasive polishes.